



# ZCRMZNICE02ZACG

## ZCRMZNICE02ZACG 40/48-Pin Accessory Kit

PUG002901-0108

Product User Guide

### Introduction

This product user guide helps you to setup the 40/48-pin accessory kit for use with Zilog's ZCRMZNICE01ZEMG Crimzon In-Circuit emulator (ICE).

The following components are included with the kit:

- 48-PDIP target pod
- 40-PDIP target pod
- 20-circuit ribbon cable
- 48-SSOP programming adapter
- 48-PDIP to 48-SSOP package converter
- 40-PDIP to 48-SSOP package converter

### 48-PDIP and 40-PDIP Target Pods

The 48-PDIP and 40-PDIP target pods ([Figures 1 and 2](#)) allow you to connect a target board with a 48- or 40-PDIP socket to the Crimzon ICE.




Figure 1. 48-PDIP Target Pod




Figure 2. 40-PDIP Target Pod

## Instructions

To connect a 48-PDIP or 40-PDIP target board to the Crimzon ICE:

1. Install the appropriate target pod into the 48- or 40-PDIP socket on your target board.
2. Connect the 20-circuit ribbon cable included with the accessory kit (Figure 3) from P9 on the Crimzon ICE to P2 on the target pod.
3. Connect the 34-circuit ribbon cable included with the Crimzon ICE from P10 on the ICE to P1 on the target pod.



Figure 3. 20-Circuit Ribbon Cable

## 48-SSOP Programming Adapter

The 48-SSOP programming adapter (Figure 4) enables you to program a 48-SSOP OTP device using the OTP programming module supplied with the Crimson ICE (Figure 5). To use the adapter:

1. Install the 48-SSOP device into the programming adapter.
2. Install the programming adapter into the ZIF socket on the OTP programming module.

Refer to the *Crimson ICE User Manual*, UM0217, for details on using the Crimson ICE and OTP programming module.

- **Note:** *You can use the 48-SSOP programming adapter to program a 48-SSOP ZLF645 device on the IR development board using the 28-PDIP to 40-PDIP converter (99C1060-001G).*




Figure 4. 48-SSOP Programming Adapter



Figure 5. OTP Programming Adapter (Included with Crimson ICE)

## 48-PDIP and 40-PDIP to 48-SSOP Package Converters

The 48-PDIP and 40-PDIP to 48-SSOP package converters (Figures 6 and 7) enable you to connect a 48-SSOP device to a 48-PDIP or 40-PDIP connector on your target board.




Figure 6. 48-PDIP to 48-SSOP Package Converter




Figure 7. 40-PDIP to 48-SSOP Package Converter



**Warning:** DO NOT USE IN LIFE SUPPORT

### **LIFE SUPPORT POLICY**

ZILOG'S PRODUCTS ARE NOT AUTHORIZED FOR USE AS CRITICAL COMPONENTS IN LIFE SUPPORT DEVICES OR SYSTEMS WITHOUT THE EXPRESS PRIOR WRITTEN APPROVAL OF THE PRESIDENT AND GENERAL COUNSEL OF ZILOG CORPORATION.

### **As used herein**

Life support devices or systems are devices which (a) are intended for surgical implant into the body, or (b) support or sustain life and whose failure to perform when properly used in accordance with instructions for use provided in the labeling can be reasonably expected to result in a significant injury to the user. A critical component is any component in a life support device or system whose failure to perform can be reasonably expected to cause the failure of the life support device or system or to affect its safety or effectiveness.

### **Document Disclaimer**

©2008 by Zilog, Inc. All rights reserved. Information in this publication concerning the devices, applications, or technology described is intended to suggest possible uses and may be superseded. ZILOG, INC. DOES NOT ASSUME LIABILITY FOR OR PROVIDE A REPRESENTATION OF ACCURACY OF THE INFORMATION, DEVICES, OR TECHNOLOGY DESCRIBED IN THIS DOCUMENT. ZILOG ALSO DOES NOT ASSUME LIABILITY FOR INTELLECTUAL PROPERTY INFRINGEMENT RELATED IN ANY MANNER TO USE OF INFORMATION, DEVICES, OR TECHNOLOGY DESCRIBED HEREIN OR OTHERWISE. The information contained within this document has been verified according to the general principles of electrical and mechanical engineering.

Crimzon is a registered trademark of Zilog, Inc. All other product or service names are the property of their respective owners.