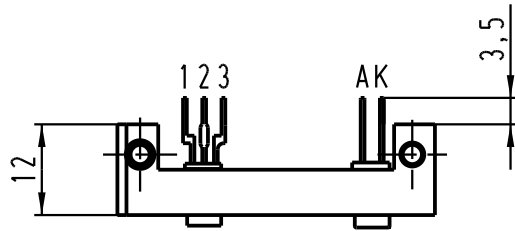
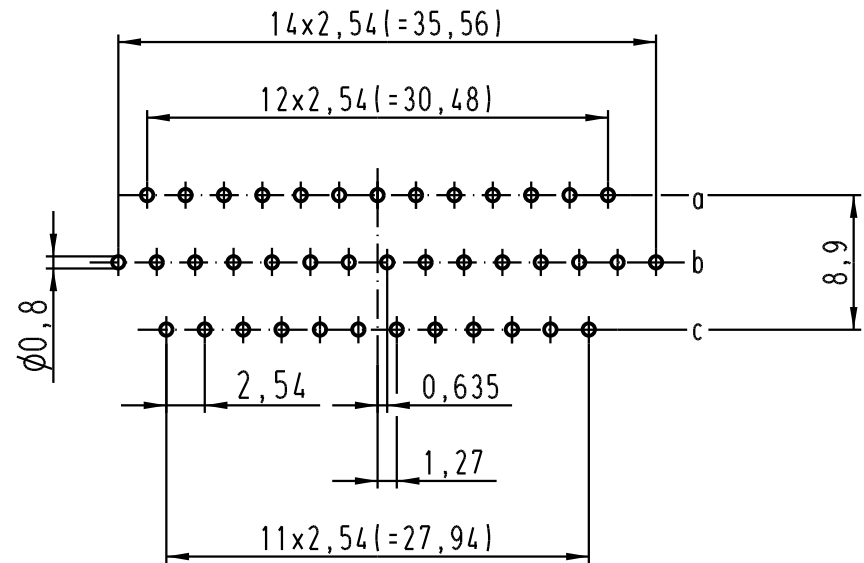


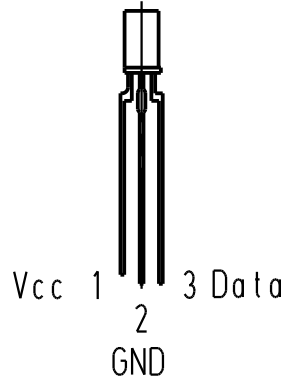
2:1

Montagelochungen/pcb-Layout



R: SFH 551

T: SFH 756



All Dimensions in mm Original Size DIN A 4		Techn. Character.			Nicht tolerierte Masse/ Free size tolerances	
			Dat.	Name	Massstab/Scale  <b>1:1</b>	<b>Diodenhalter 16-fach</b> Mounting device 16 diodes 8xSFH 756 + 8xSFH 551
		Detail.	18.08.06	Bor		
		Insp.		WIT		
		Stand.				
412376		HARTING Electric GmbH & Co. KG				<b>TB 20 40 016 3823</b>
Mod.	Dat.	Name	D-32339 Espelkamp			
					Sub.	Blatt/ page