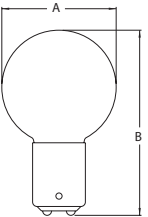
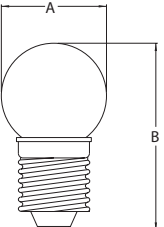
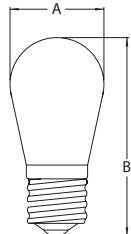
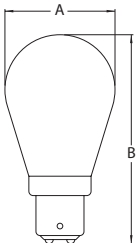




## Neon Indicator Lamps

Configuration	Part Number	Old Ref. Number	Design Current mA	Maximum Breakdown Voltage	
				VAC	VDC
<b>G-10 D.C. Bayonet Base</b>					
	L5A	NE-32	8.0	65	90
<b>S-11 Medium Screw Base</b>					
	J9A	NE-56	5.0	60	85
	J5A	NE-30	8.0	60	85
<b>S-14 Medium Screw Base</b>					
	R2A	NE-34	18.0	65	90
	W1A	AR-1	18.0	80	115
	R6A	NE-40	30.0	65	90
<b>S-14 D.C. Bayonet Skirted Base</b>					
	R9A	NE-42	30.0	65	90

**Footnotes**

- Life value is to approximately 50% of initial light output. Values shown apply to use on AC unless otherwise shown. Life on DC is approximately 60% of AC values when DC current is equal to RMS AC value. When equal DC and RMS AC voltages and equal resistances are utilized, life will be approximately the same.
- For DC operation of high brightness lamps use a minimum of 150 circuit volts. Maximum initial breakdown voltage 95 VAC, 135 VDC in light.
- Tinned leads.
- High brightness.
- Formed tip.
- Dark effect reduced.
- Lamp drops through a Ø.310" cylinder of .500" minimum length.

147 Central Avenue  
 Hackensack, NJ 07601  
 Phone: (201) 489-8989  
 Fax: (201) 489-6911

18703 Dix Toledo Road  
 Brownstown, MI 48193

Saret Zone Franca, Edificio B  
 Alajuela Costa Rica

E-mail: sales@chml.com • Web Site: www.chml.com